


































# Nostalgické a výletní vlaky Praha - Brandýs nad Labem - Mělník a zpět

Sp19480/1 T O 	19482 T O 	km	Vlak SŽDC, státní organizace / GD, a.s.	Vlak	km	19483 	Sp19486/7 T O 
			0 <b>↓</b> Praha-Braník	o	62		50 16 30
			9 <b>o</b> Praha-Vršovice				16 17
			Praha-Vršovice	o	53		16 11
			12 <b>o</b> Praha hl.n.				16 07
			Praha hl.n.	o	50		16 01
			18 <b>Praha-Vysočany</b>	o	44		15 51
			26 Praha-Satalice <b>Ž</b>		36		15 43
			46 <b>o</b> Neratovice				15 15
			46 <b>Neratovice</b>	o	16		14 57
			47 Neratovice město <b>Ž</b>		15		14 51
			62 <b>o</b> Brandýs nad Labem		0		50 14 30
			<b>50</b>				
K		50 10 30	0 Brandýs nad Labem	o	32		50 13 30
			A	7 Kostelec nad Labem <b>Ž</b>			25
R		10 58	15 Neratovice město <b>Ž</b>		17		13 05
			E	16 <b>o</b> Neratovice			
L		11 08	<b>Neratovice</b>	o	16		12 56
			11 13	19 Tišice			13
I		11 18	22 <b>o</b> Všetaty				12 45
			.	11 20	<b>Všetaty</b>		o
.		11 33	32 <b>o</b> Mělník	↑	0		50 12 27

♦ nástup a výstup pouze u prvního vozu

 jede 27.IV.

 historický pamí vlak, globální cena